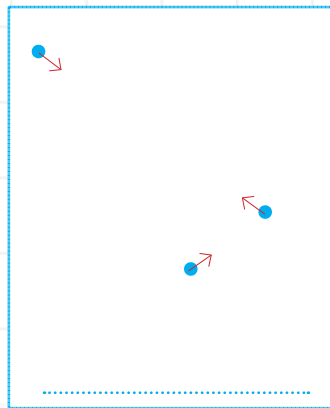
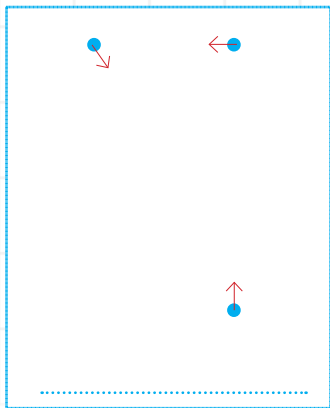
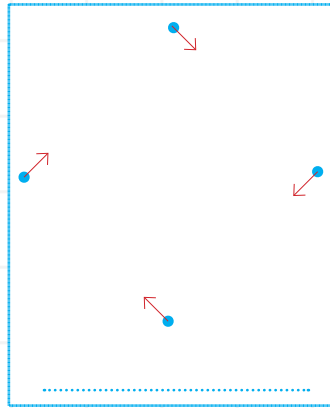
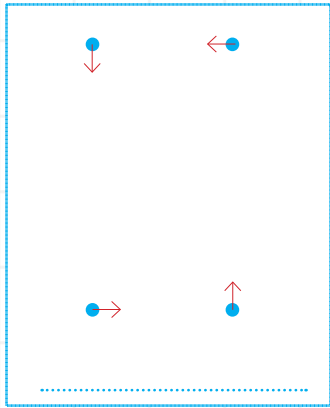
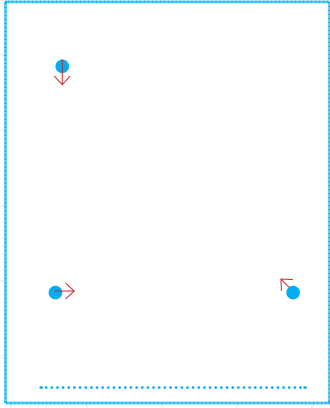
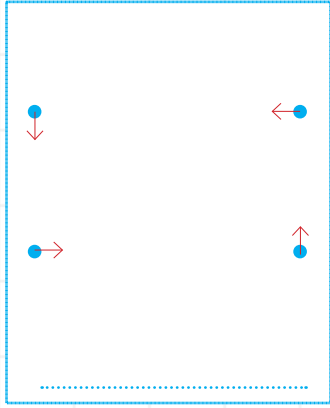
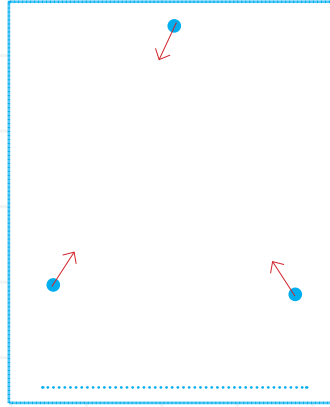
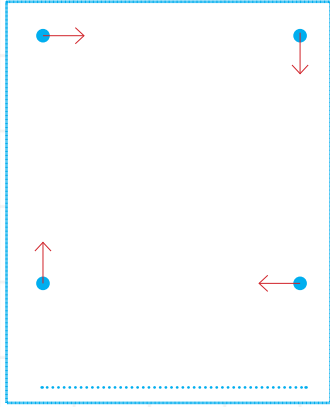



# ÜÇGEN, KARE VE DİKDÖRTGEN

● Aşağıdaki noktaları cetvelle ok yönünde birleştirip oluşan şeklin adını yazınız.



● Aşağıdaki resmi verilen yönergeye göre boyayınız.

Aşağıdaki resimde;  
üç kenarı olan geometrik şekilleri maviye,  
dört kenarı olanları kırmızıya,  
beş kenarı ise yeşil renge boyayınız.  
altı kenarı olanları turuncu rege boyayınız.



● Aşağıdaki kare ve dikdörtgenin köşelerini mavi nokta ile işaretleyiniz. Kenarlarını kırmızı kalemle çiziniz.

